Technical Sheet| Guided Hike | Level 2/5 | 4.5 Days of Walking

Tastes and traditions of the Basque Country: Winter hikes, snowshoeing, and gourmet cuisine !

Your tour in a brief

- Relatively easy winter hikes and snowshoeing in the Basque Country
- Centre-based walking holiday (returning to the same accommodation each night)
- **Our own accommodation, entirely dedicated to hikers and privatized for the group**, a 3-star guesthouse with full comfort, a spa, and outdoor spaces perfect for relaxing. A welcoming family hosts you and offers their gourmet table!
- Gourmet surprises along the trails
- **Easy and "eco-friendly" access via Bayonne train station**



www.respyrenees.com
www.maison-iputxainia.com
Tél : (33) 5.34.14.51.50 ou (33) 6.10.97.16.54
info@respyrenees.com

This accessible hiking circuit takes you into the mountains of the Basque Country! This stay is the perfect opportunity to discover an exceptional cultural identity while following in the footsteps of pilgrims from around the world who start their journey in Saint-Jean-Pied-de-Port.

Your guide, a true Basque Country expert, will introduce you to this vibrant local culture and take you to some of the region's must-see spots, from picturesque listed villages to the stunning Spanish Basque coastline. This tour also celebrates the region's gastronomic treasures: Irouléguy wine, sheep's cheese, Espelette pepper, and the famous axoa de veal. Getting hungry already?
Finally, the accommodation is a highlight of this circuit: just a stone's throw from the listed town of Saint-Jean-Pied-de-Port, our 3 star guesthouse is run by Jean and Mathieu, the founders of RESPYRENEES, with the help of their parents Josiane and Jean-Michel. Guests have free access to the spa and peaceful outdoor spaces perfect for relaxing, as well as a gourmet table where local products are lovingly showcased.

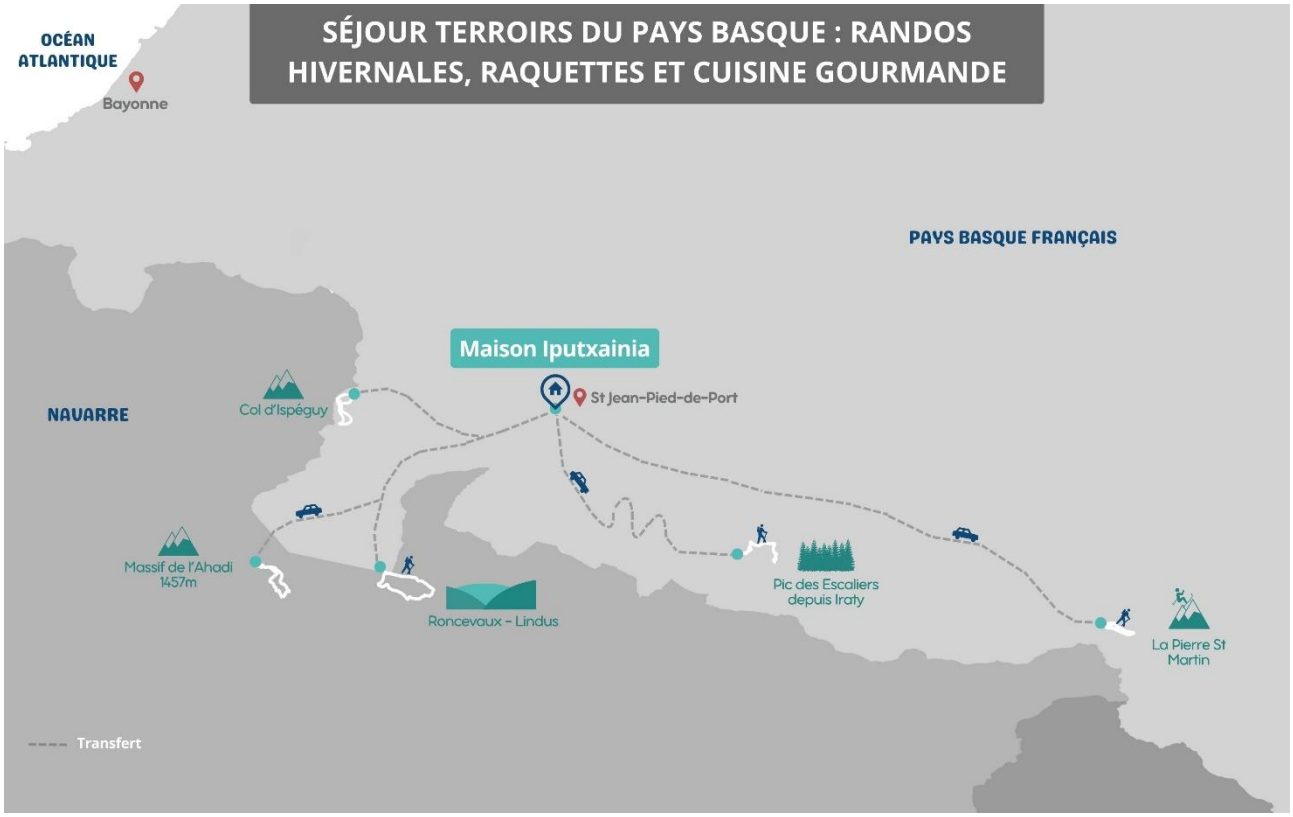

•PROGRAM

Day 1: Start of the Stay in Bayonne
Meeting at 6:15 PM in Ascarat at the Iputxainia guesthouse (or at 5:15 PM at Bayonne train station). Check-in at your accommodation, a guesthouse with a spa, for the entire week. Welcome drink and briefing on the stay.

From Day 2 to Day 5 :
If snow conditions allow, we can do up to 4 snowshoe hikes, as described below. However, the Basque Country is a mid-mountain area, which is also affected by rising winter temperatures. Periods of mild weather are increasingly frequent, limiting the duration of snow cover.

Come prepared: it's possible that we may only be able to do one or two days of snowshoeing, and the other days will be carefully selected hikes on foot by your guide! 🖤

Note: Shh! A few gourmet surprises will brighten up your hikes — yes, that's our signature touch! 😉

SNOWSHOE HIKES

We offer snowshoe outings at level 2/5 (see the Level tab), covering distances of 10–12 km with just over 300 m of elevation gain, on gentle terrain suitable for snowshoeing.

Snowy landscapes and mountain pine forests of La Pierre Saint-Martin
THE snowshoe hike of the week, where snow is almost guaranteed. In the magnificent hook pine forest of Braca or at the foot of the limestone peaks of Soum Couy and Pic d'Anie (Aunamendi in Basque, 2504 m), there are plenty of opportunities to enjoy a beautiful day in the snow!

Iraty High Plateaus and Its Beech Forest
Home to the largest beech forest in Europe, Iraty also features high plateaus between 1,300 and 1,500 m in altitude, ideal for snowshoeing when snow is present. The views stretch out over the High Pyrenees. Forests, mountain pastures, and expansive landscapes await you.

The Legendary Roncevaux Pass and its border ridge
No need to explain the historical significance of this pass. But from its 1,057 m altitude, it also offers excellent snowshoe outings along the border ridges when snow conditions allow.

Ahadi Massif and Summit, in Spanish Navarre
Today we cross the border and hike in Navarre, an autonomous community of Spain and a historic kingdom in the past. The Adi (Ahadi in Basque, 1,458 m) reigns supreme over the area!

EXAMPLES OF ALTERNATIVE HIKES (ON FOOT)

Typical Basque villages
Through the villages of Ainhoa (listed as one of "The Most Beautiful Villages of France") and Espelette, world-famous for its red peppers that adorn the village house façades.
Distance : 12km, duration : 5hours, ascent : +490m, descent : -530m.

Crossing into Spain via the Stunning Coastal Trail
Overlooking the Bay of Txingudi, which separates Hendaye from Hondarribia at the far northwest of Spain, Mount Jaizkibel, a coastal mountain rising to 545 m, welcomes us on its slopes to soak in the sea air so cherished by the Basque people, traditionally fishermen and avid travellers…
Distance : 9km, duration : 4hours, ascent : +250m, descent : -400m.

Iraty : GR10, forests, and high mountains
We ascend to Iraty, with views opening up over the High Pyrenees. Forests, mountain pastures, and expansive landscapes are on the program. We sometimes follow the GR10, the trans-Pyrenean trail that connects the Atlantic to the Mediterranean in… 40 days.
Distance : 11.5km, duration : 5h30, ascent : +530m, descent : -510m.

Day 6 : Short hike and end of your stay
For this final outing : the hike can start on foot from our accommodation or from the Ispéguy border pass. One route ascends the slopes of Jara (812m), offering a magnificent viewpoint over the Pyrenees and surrounding villages ; the other is at the foot of Autza (1305m), overlooking the Baztan and Baigorry valleys.
Distance : 10 km, duration max : 5h00, ascent : +500m, descent : -500m.

End of the stay around 4 :00 p.m., after transfer to Bayonne train station.

The programs have been planned based on the most recent information available at the time of writing. However, unforeseen circumstances may occur, and situations beyond our control could alter the course of the trip. On site, our guides are the best judges and may modify the itinerary depending on weather conditions or if required for the safety of the group.

•MEETING POINT AND END OF STAY

Meeting point :

On Day 1 at 6:15 PM at your accommodation in Ascarat (64 – Pyrénées-Atlantiques): Maison d'Hôtes Iputxainia www.maison-iputxainia.com
For participants arriving by train : meeting at 5:15 PM in front of Bayonne SNCF train station.

End of stay :

On **Day 6 around 4:00 PM**, after transfer to **Bayonne train station**.

•DATES AND PRICES

Number of participants :
Groups of 3 to 13 people.

Departures & Prices:

Sunday 31/01/2027 to Friday 05/02/2027	**€785 per person**
Sunday 07/02/2027 to Friday 12/02/2027	**€785 per person**
Sunday 14/02/2027 to Friday 19/02/2027	**€785 per person**
Sunday 21/02/2027 to Friday 26/02/2027	**€785 per person**
Sunday 28/02/2027 to Friday 05/03/2027	**€785 per person**
Sunday 07/03/2027 to Friday 12/03/2027	**€785 per person**

Extras:
-Standard single room extra cost : €160 per person
-Double room for single use extra cost : €190 per person
-Extra night in BB double room : €59 per person
-Extra night in BB standard single room : €89 per person

The price includes:
- Accommodation with full board from dinner on Day 1 to lunch on Day 6
- Transfers during the stay
- All visits and tastings
- Supervision by a BE AMM specialist in the Basque Country and provided equipment: snowshoes and walking poles + microspikes

The price does not include:
- Insurance
- Meals not mentioned in "the price includes"
- Transfers not included in the program
- Drinks
- 15 € registration fee

•TECHNICAL INFORMATON

Terrain :
Mountain hikes on snow-covered terrain, over gentle slopes suitable for snowshoeing.

Level 2 :
These trips are designed for those seeking active holidays. A reasonable level of fitness is required. Expect 3h30 to 5h45 of walking per day. Ascent rate : +300 m per hour.
*walking times are average estimates and only account for actual walking, not breaks.

Supervision :
Hikes led by a qualified mountain guide (BE) specializing in the Basque Country.

Carrying :
Only personal items for the day and your picnic need to be carried.

•ACCOMMODATION / MEALS

Accommodation :
5 nights in comfortable guest rooms with spa and outdoor areas for relaxation, in double room configuration.
Single rooms are available upon request, with a supplement and subject to availability. Private parking is provided for those arriving with their own vehicle.
At Maison Iputxainia, you'll feel right at home! The whole family is at your service. Josiane, Jean-Michel, Jean, and Mathieu will prepare delicious meals, welcome you warmly, and accompany you on the mountain hikes.

Discover our house: www.maison-iputxainia.com

Meals :
- Hearty breakfast served buffet-style including tea, coffee, milk, bread, butter, homemade jam, and little touches from the chef.
- Dinner often based on Basque specialties, including a starter, main course, and dessert. Refined cuisine to explore the local gastronomy.
- Picnics included.

•PRATICAL INFORMATION

How to reach/leave Bayonne :

DID YOU KNOW ? Traveling by train produces on average 90% less CO_2 than traveling by plane or car (ADEME data).

- **By plane :** Biarritz-Parme Airport (25 km) — daily flights to Paris, London, Lyon, and the Clermont-Ferrand hub.
- **By train :** Numerous TER trains to Bayonne from major cities.
- **By car :** From Bordeaux via **A63 motorway**, 207 km.

Feel free to contact us if you need advice on train travel. You can also use these very practical websites:
- www.sncf-connect.com
- www.tictactrip.eu
- www.rome2rio.com

If you are coming with your own vehicle, we recommend parking at the covered car park at Bayonne train station (10, rue Ste Ursule, 64100 BAYONNE) or at the covered car park of IBIS BAYONNE CENTRE (46 Boulevard Alsace Lorraine, 64100 BAYONNE). Booking is recommended during high season.
https://www.onepark.fr/places/8379-parking-gare-de-bayonne

Accommodation before or after the stay :

Hôtel Côte Basque, Bayonne :
A comfortable hotel near Bayonne train station
2 rue Maubec, 64100 BAYONNE
Tel : +33 5 59 55 10 21
Hotelcotebasque@orange.fr
www.hotel-cotebasque.fr

Hotel Ibis Styles Bayonne :
A bright and comfortable 3-star hotel near Bayonne train station.
1 Place de la République, 64100 Bayonne
Tel : +33 5 59 55 08 08
Email : h8716@accor.com
https://urlr.me/z7ShZJ

If you arrive early or need to wait in Bayonne, why not take the opportunity to explore the city ?

1/ Luggage storage: Hôtel Côte Basque, located opposite Bayonne train station, offers luggage storage (€5 per bag, no prior reservation needed; 2023 rate subject to change). 2 rue Maubec, 64100 BAYONNE – Tel : +33 5 59 55 10 21

2/ Visit Bayonne :
The Bayonne Tourist Office publishes a guide to discovering the city. You can download it online or pick up a copy at the Tourist Office : Place des Basques, 64108 Bayonne.

How to reach/leave us by road:

Meeting point at Maison Iputxainia, 64200 ASCARAT, located 1.5 km from Saint-Jean-Pied-de-Port.

Free and private on-site parking

- From Bordeaux : A63 motorway, 207 km. From Toulouse and Bayonne : A64 motorway, 293 km, then A63 towards Bayonne, exit 5 towards Cambo-les-Bains. If you are coming by car, we recommend parking in Ascarat at your accommodation: Chambres d'hôtes Iputxainia.

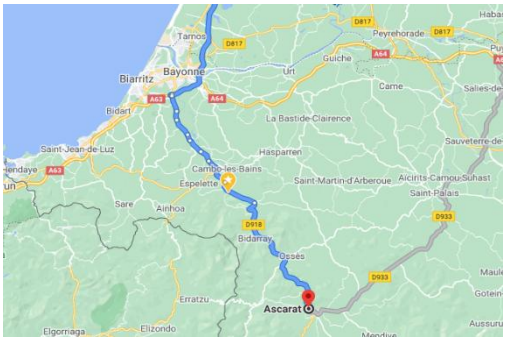

•WHAT TO PACK IN YOUR LUGGAGE

Backpack
A hiking backpack of around 35 liters will be useful for carrying your personal items during the day. It should contain:
-Base items : snow clothes, warm clothing, spare t-shirt, sunglasses, sunscreen, first aid kit, picnic essentials, personal items, etc.
-Daily picnic lunch (bring cutlery)
-Sufficient water (minimum 1.5-liter bottle)

Footwear
One of the most important items. Shoes must be comfortable, waterproof, and breathable, with good ankle support. If buying a new pair, try them out before the trip. Avoid shoes that are too small, as feet tend to swell. Be cautious with shoes left unused for too long : their lifespan is 2 to 5 years, after which soles may detach and seams may tear.

Specific hiking clothing
- Waterproof windbreaker jacket (e.g., Gore-Tex)
- Two warm or fleece jackets
- Gloves and hat (two pairs if possible)
- Snow-appropriate hiking pants (waterproof)
- T-shirts (prefer breathable materials)
- Spare clothing and personal laundry
-IMPORTANT : Swimwear (men : swim briefs), bath sandals, and bath towel for spa option

If you have any doubts or questions about winter mountain hiking gear, don't hesitate to contact us !

Picnic :
- Cutlery (fork, folding knife)
- Minimum 1.5 L water bottle or camelback (more practical)

Small equipment :
- Pair of sneakers for the evening
- Sunglasses and sunscreen
- Camera
- Toiletry kit
- Flashlight or headlamp
- Toilet paper
- Mini first aid kit : personal medications, Compeed for blisters, elastic bandage, gauze, disinfectant, arnica granules, aspirin for minor injuries, survival blanket

Collective first aid kit :
Managed by your guide

Provided equipment :
Snowshoes and walking poles